


ORILAND
What Origami Can Be!



CELESTIAL

Montgolfier Balloon

Free Printable Color Pattern



Oriland Balloon Ride

Yuri & Katrin Shumakov



Celestial Montgolfier Balloon Printable Color Pattern

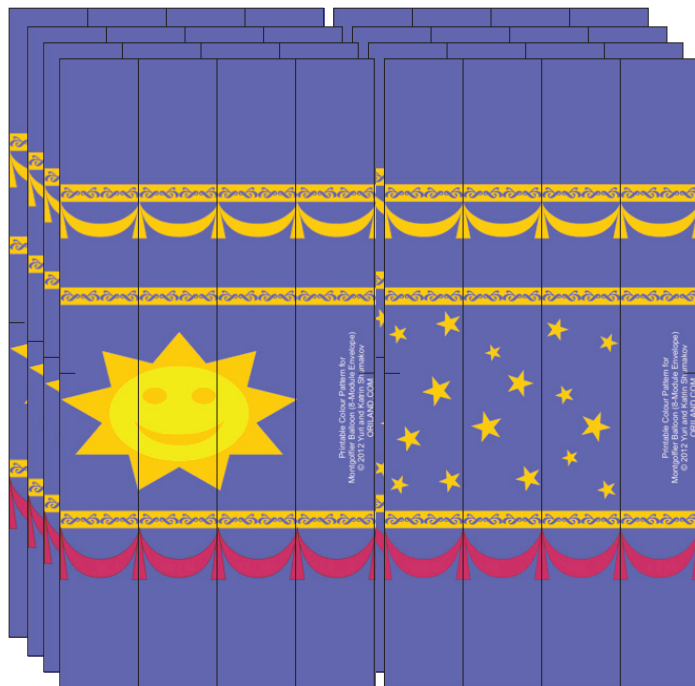
for Montgolfier Balloon (8-Module Envelope)

by Yuri and Katrin Skumakov

Here is presented the original printable color pattern especially designed for the Montgolfier Balloon (8-Module Envelope).

The design is inspired by the Montgolfier brothers' historic balloon that was blue and decorated with golden flourishes, red drapery, signs of the zodiac, and suns. So for this pattern we kept the celestial reference and the main color scheme with the electric blue, regal red, deep yellow and yellow.

There are 2 pattern types – one with the stars and the other with the sun. You will need to print 4 sheets of each type, so that you have 8 modules – 4 with the suns and 4 with the stars.



Overlap by
1 section


Overlap by
1 section

Print the next 2 pages with the pattern on white sheets of Letter of A4 format. Set 4 copies for each page. Cut out the rectangles. Fold the Montgolfier Balloon, according the diagrams of 'Montgolfier Balloon (8-Module Envelope)', pages 94-125 of 'Oriland Balloon Ride' book.

**Round
Basket**

The round basket folds from a square with a side that is $\frac{3}{4}$ of the short side of the rectangle used for the Montgolfier balloon module. Take an appropriate color from the main color scheme of the pattern – electric blue, regal red, deep yellow or yellow, as you wish.

Have fun and happy folding!



Copyright © 2012 by Yuri and Katrin Shumakov. All rights reserved.
The pattern designs in this book are intended for personal use only. Any commercial
use requires consent from the authors. Contact information may be found at
<http://www.oriland.com>



Print 4 copies on sheets of paper (US Letter format) of white color
(if using other paper formats, ie A4 or A3, zoom content to fit the height of the printout).

Cut out the rectangles. Fold the Montgolfier Balloon according the diagrams of 'Montgolfier Balloon (8-Module Envelope)', pages 94-125 of 'Oriland Balloon Ride' book.

Copyright © 2012 by Yuri and Katrin Shumakov. All rights reserved.
The pattern designs in this book are intended for personal use only. Any commercial
use requires consent from the authors. Contact information may be found at
<http://www.oriland.com>



Print 4 copies on sheets of paper (US Letter format) of white color
(if using other paper formats, ie A4 or A3, zoom content to fit the height of the printout).

Cut out the rectangles. Fold the Montgolfier Balloon according the diagrams of 'Montgolfier Balloon (8-Module Envelope)', pages 94-125 of 'Oriland Balloon Ride' book.